Bauzeichnen.

Axonometrische Darstellungen u. Beleuchtung d. Selbstschatten

Isometrische D.

1.

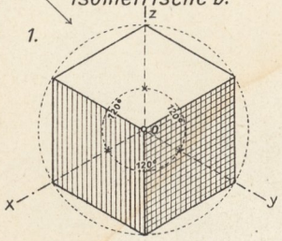

7. Perspektive D.

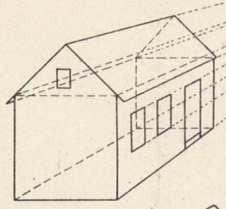

Dimetrische D.

2.

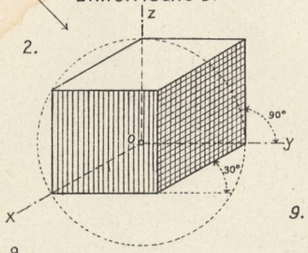

8. Axonometrische D.

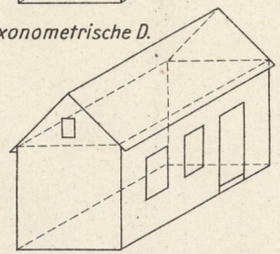

3.

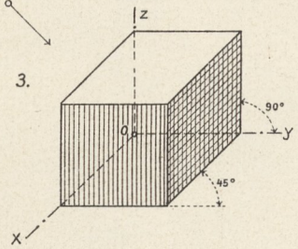

9. Orthogonale Darstellung

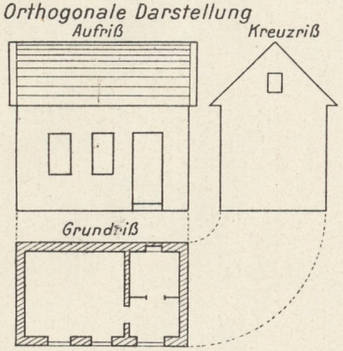

4.

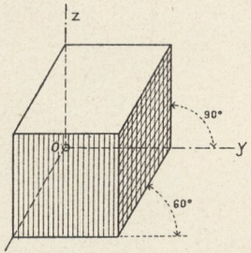

10.

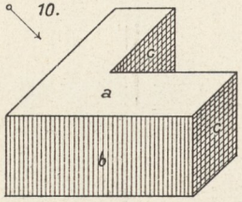

a) voll beleuchtet
b) schwach beleuchtet
c) Schatten

x/ Trimetrische D.

5.

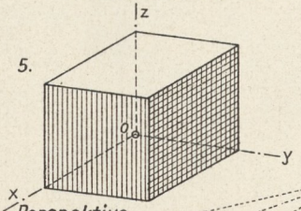

11.

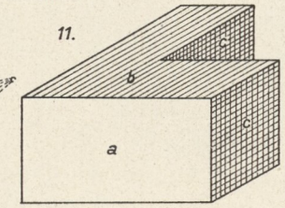

Perspektive

6.

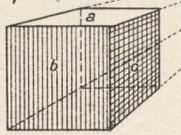

12. Draufsicht

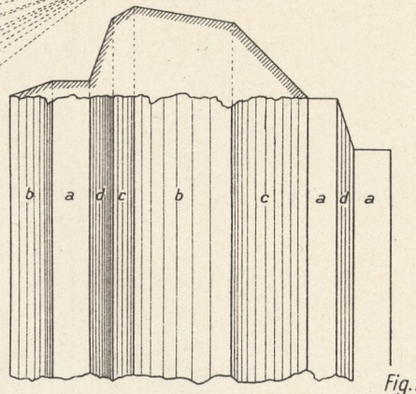

13. Draufsicht



14.

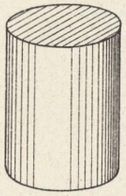

15.

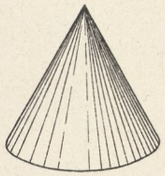

16. Dach-Draufsicht (Vogelschau)

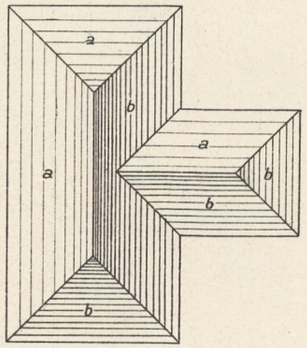

Darstellung der Gebäudeteile in den Plänen

17. Fundament Aushebung 1/100

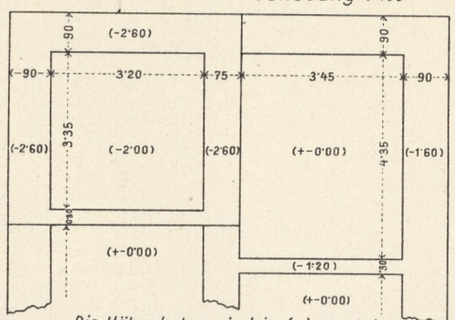

Die Höhenkoten sind in ( ) gesetzt

Fig. 18

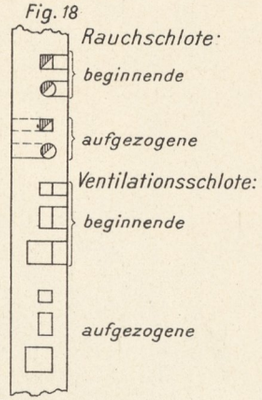

Fig. 19 Fenster

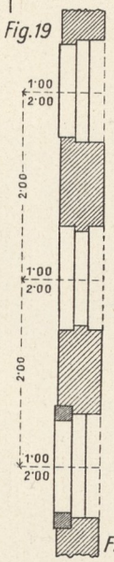

a nach Außen aufgehend

b nach Innen aufgehend

c mit steinernem Stock

Fig. 20 Türen

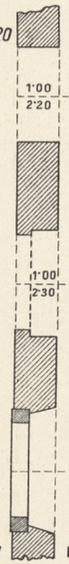

Futtertür

Spalettür

Spalettür mit steinernem Stock

Fig. 21

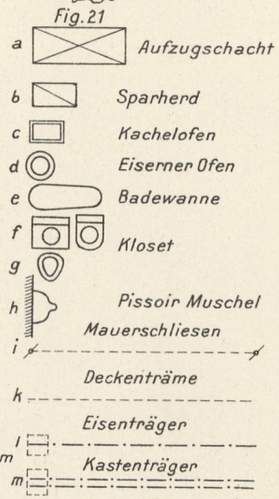
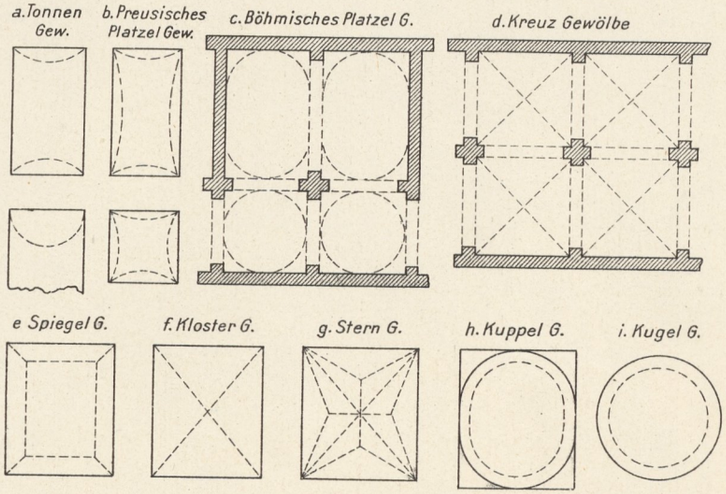
Fig. 22. Darstellung verschiedener Gewölbe u. zw.