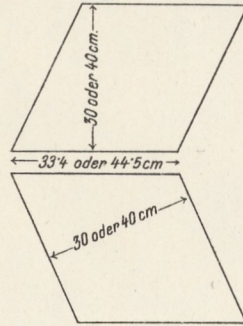
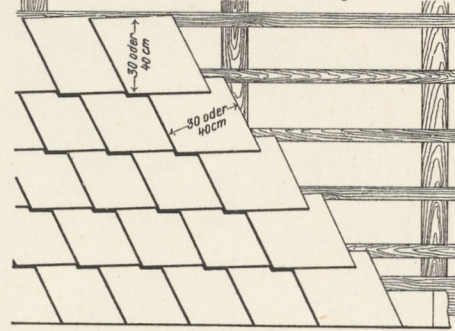


1. Eternit Eindeckung mit rhombusförmigen Steinen.

a. Steingröße u. Form.

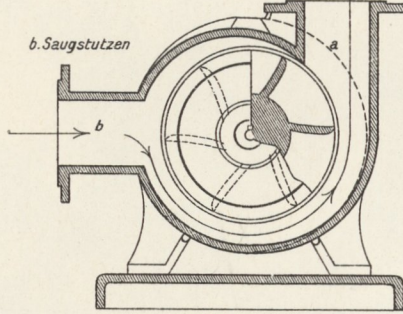


b. Ansicht der Eindeckung.

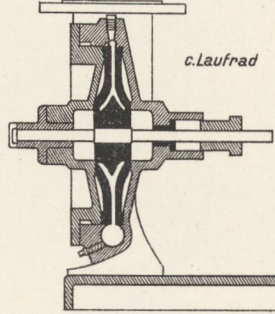


3. Niederdruck Kreiselpumpe.

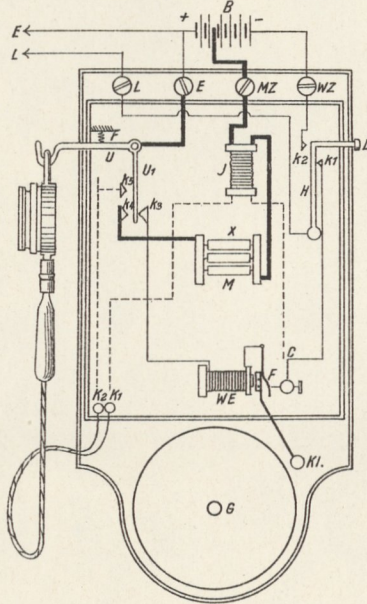
a. Druckstutzen



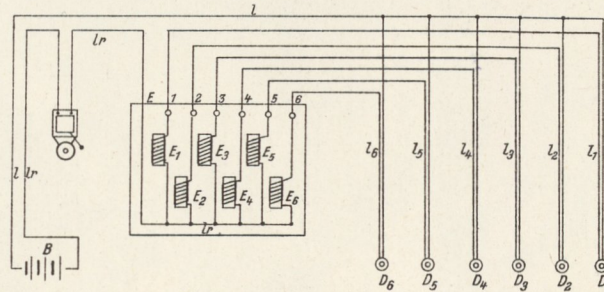
c. Laufrad



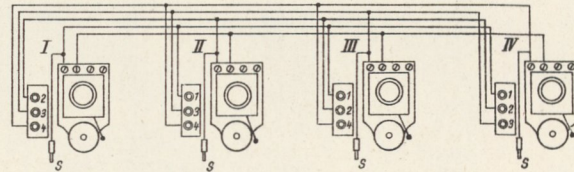
4. Einfache Telefonanlage.



5. Klingelanlage mit Indikator mit 6 Klappen.

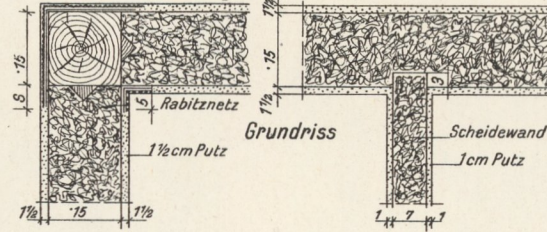


8. Linienwähleranlage mit 4 Stationen.

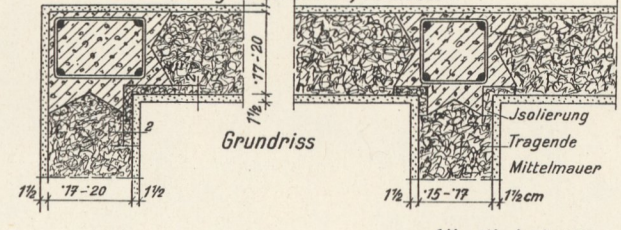


2. Heraklit Bauweise

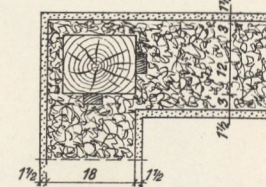
a. Tragkonstruktion, Holz.



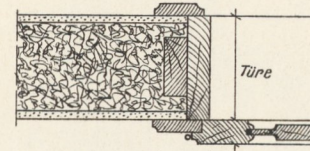
c. Tragkonstruktion, Eisenbeton.



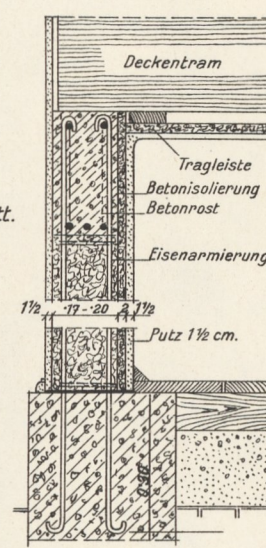
b. Tragkonstruktion Holz umstopft.



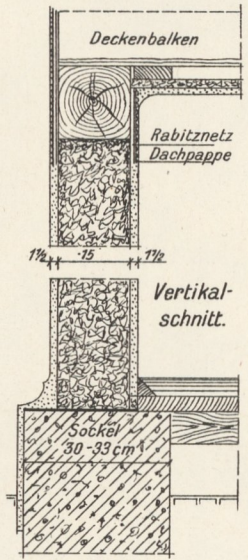
Grundriss.



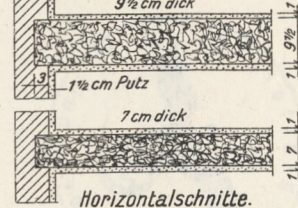
c,1. Vertikalschnitt



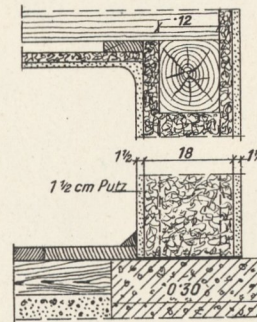
a,1. Vertikalschnitt



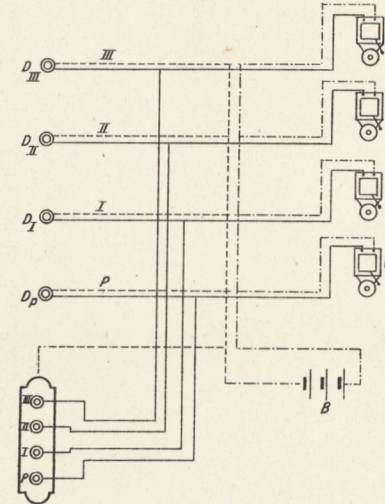
d. Scheidewände.



b,1. Holz umstopft, Vertikalschnitt.



6. Hausklingelanlage.



7. Signaturen für Schwachstrominstallationen.

- Taster
- Birntaster
- Anschlussrosette
- Klingel
- Entreetaster
- Haustelefon
- Staatstelefon
- 6 Indikator mit Angabe der Nummernzahl.