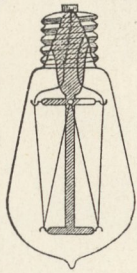


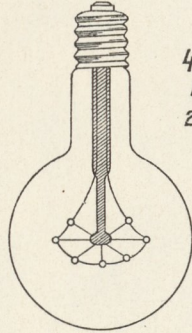
1. Metallfadenlampe.

110V. 25 H.K.



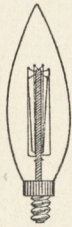
2. Gasgefüllte Lampe.

110V. 100W.



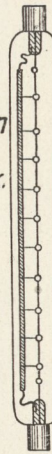
3. Kerzenform

150V. 16 H.K.




4. Sofitten Lampe

220V, 32 H.K.

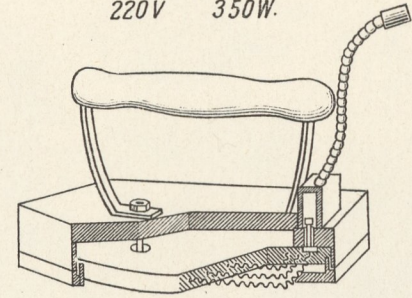


5. Elektrischer Kochherd.

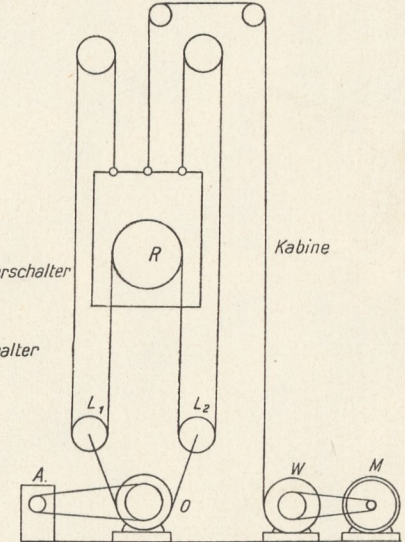


6. Bügeleisen

220V 350W.

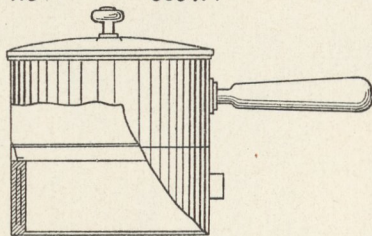


10. Schema der Handradsteuerung.



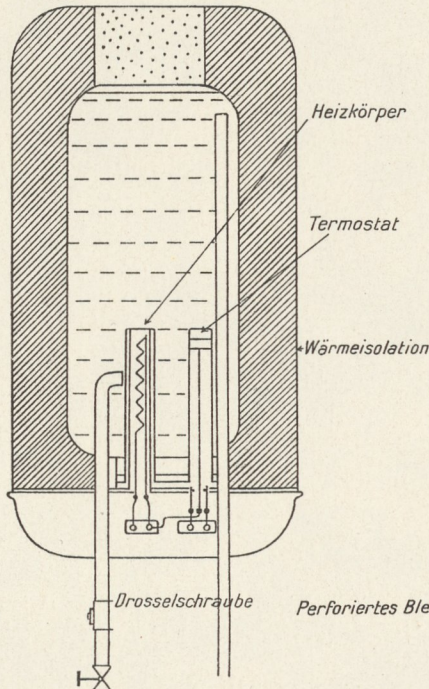
7a) Kochtopf, 1 Liter

110V. 500W.

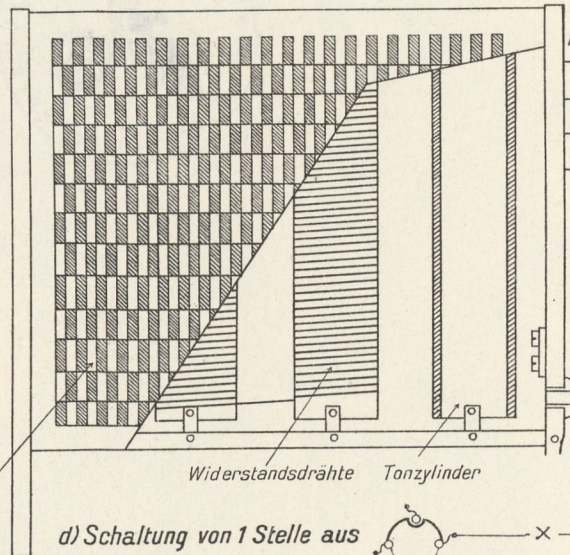


8 Elektrischer Heißwasserspeicher, 30 L.

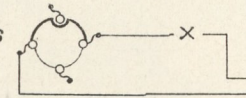
110V. 80W.



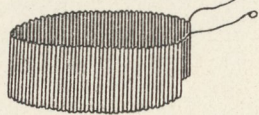
9. Elektrischer Heißluftofen.



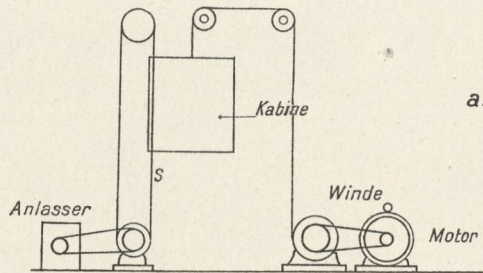
d) Schaltung von 1 Stelle aus



7b) Heizkörper.

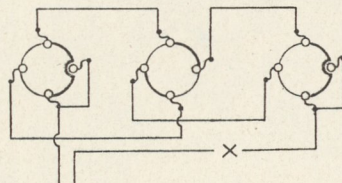


11. Schema der Seilsteuerung.

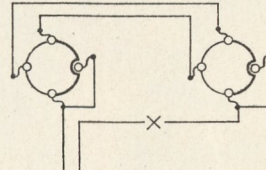


12. Lampenschaltungen.

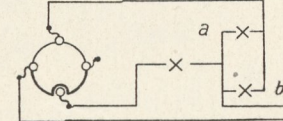
a) Schaltungen von 3 Stellen aus.



b) Schaltungen von 2 Stellen aus.



c) Serienschaltung.



e) Automatische Treppenbeleuchtung.

