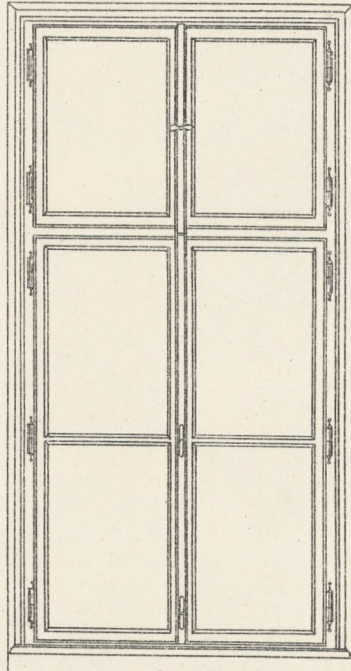
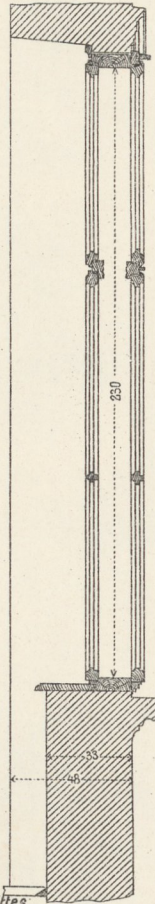


1. Nach außen aufgehendes Fenster.


a. Innere Ansicht.



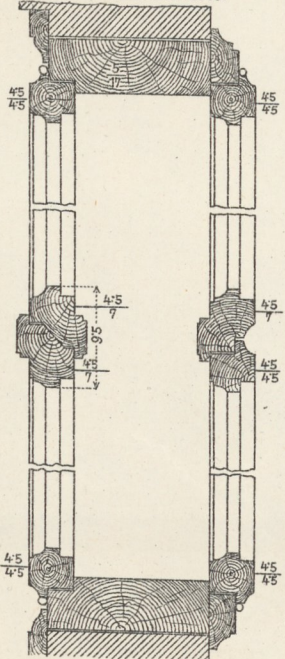
b. Höhengschnitt.



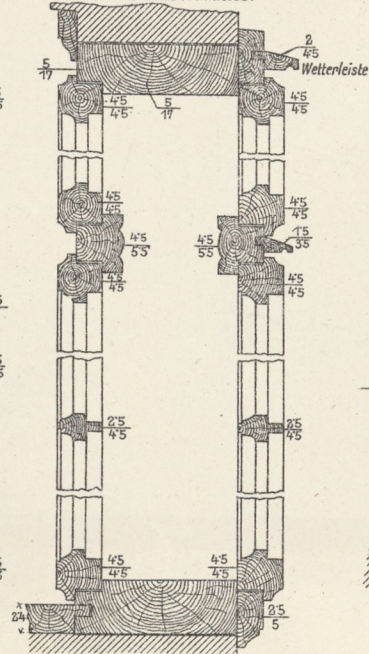
c. Grundriß.



1d. Detail des Grundrisses.




1e. Detail d. Höhengschnittes.



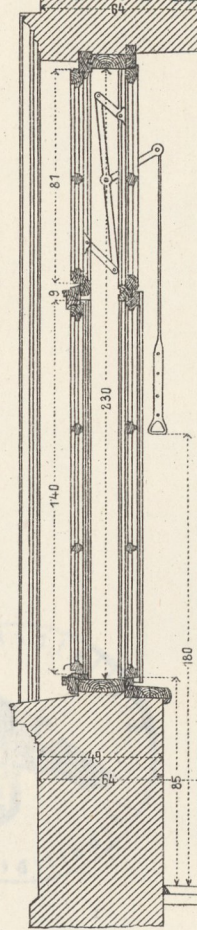
Anmerkung: Holz- u. Mauerteile sind in cm, Eisenteile in mm kotiert.

2. Nach innen aufgehendes Fenster.

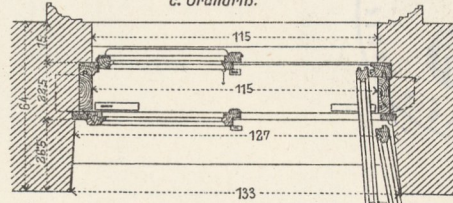
a. Innere Ansicht.



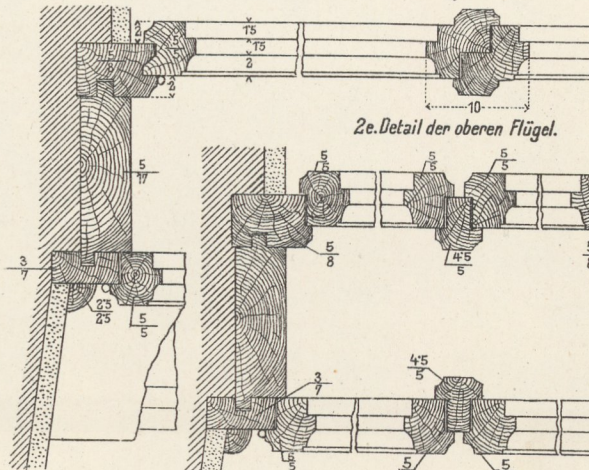
b. Höhengschnitt.



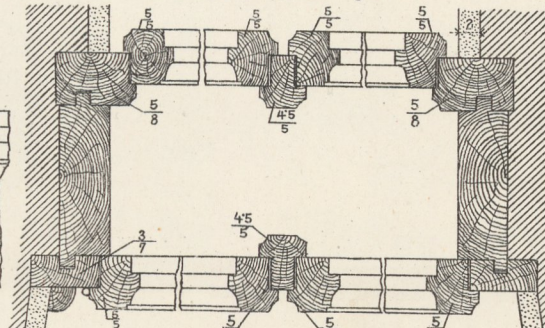
c. Grundriß.



2d. Detail der unteren Flügel.

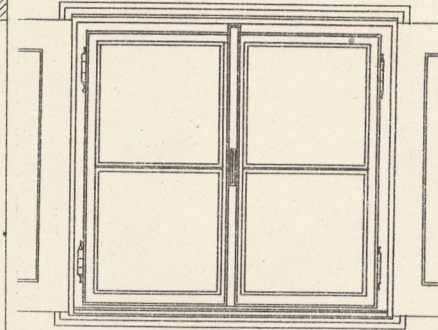


2e. Detail der oberen Flügel.

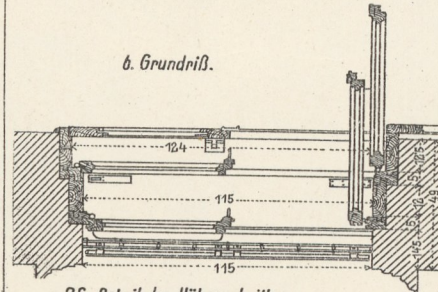


3. Fenster für Arrestgebäude.

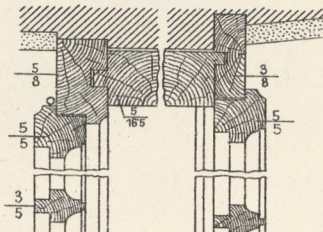
a. Innere Ansicht.



b. Grundriß.



2f. Detail des Höhengschnittes.



Wetterleiste

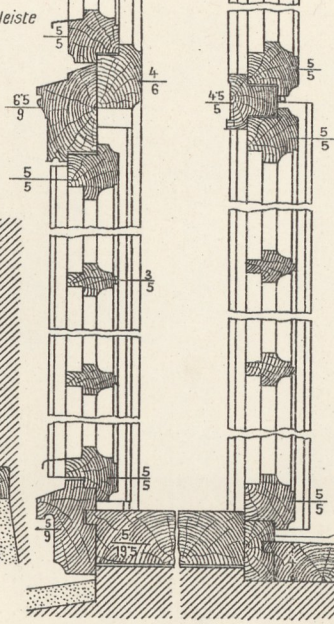
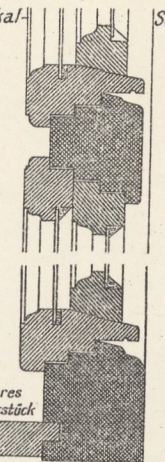


Fig. 4 Fenster System Niebler.


a. Vertikal-



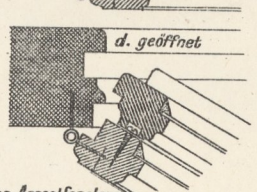
Schnitt.

Unteres
Stackstück

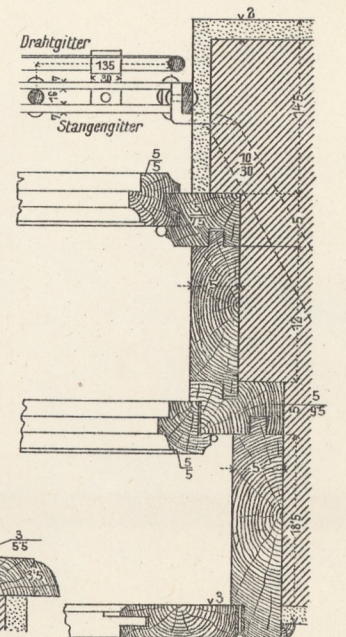
b. Horizontalschnitt, Mittelstück.



c. Horizontalschnitt, Wandstück.



3c. Detail des Arrestfensters.



Maßstäbe: für die Detailschnitte.
cm 10 5 0 1 2 3 4 5 6 7 8 9 10 11 dm
zu Fig. 1, 2, 3a-c.