

Dacheindeckung mit Brettern.

1. Strohdach.

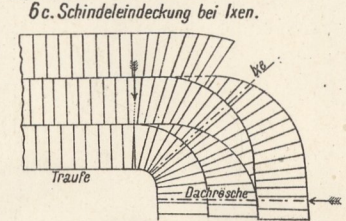
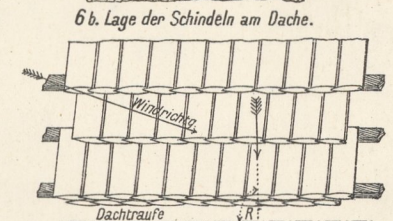
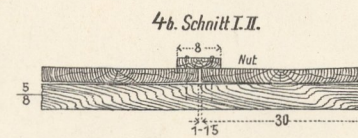
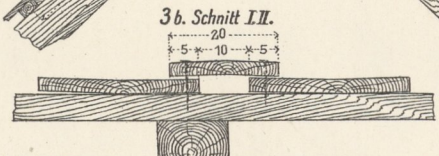
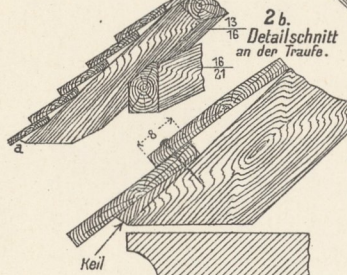
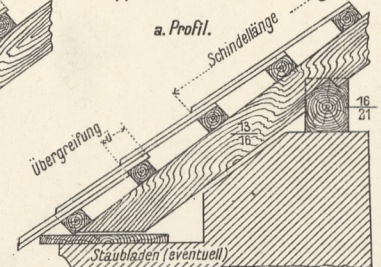
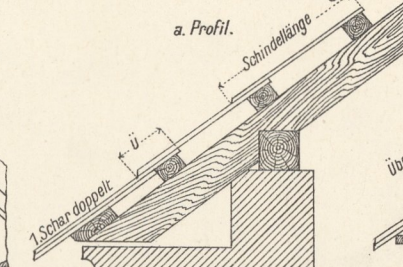

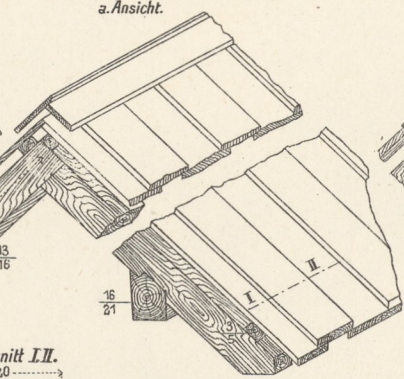
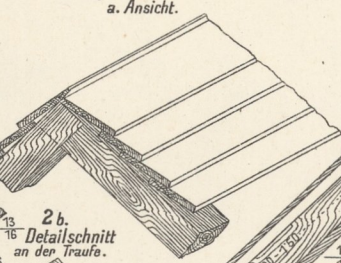

2. Bretterlage senkrecht auf die Dachneigung. a. Ansicht.

3. Bretterlage parallel zur Dachneigung. a. Ansicht.

4. a. Ansicht.

5. Einfache Schindeleindeckung.

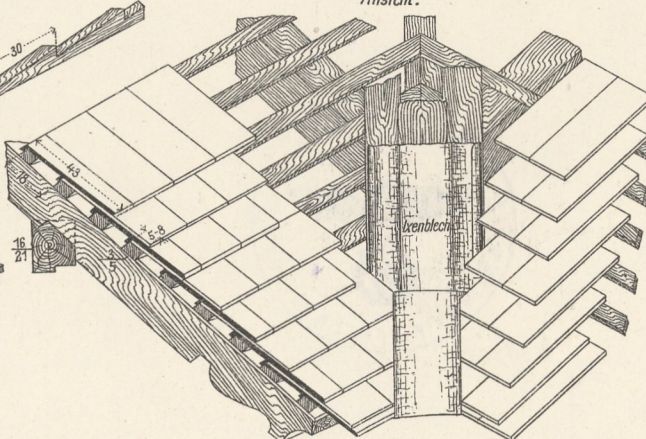
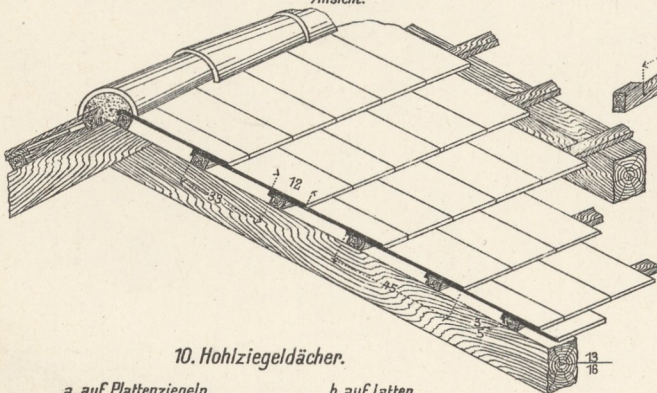
6. Doppelte Schindeleindeckung.



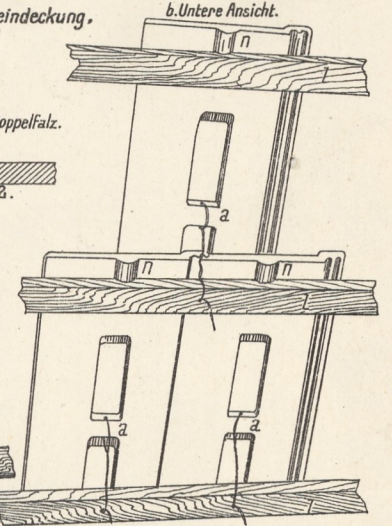
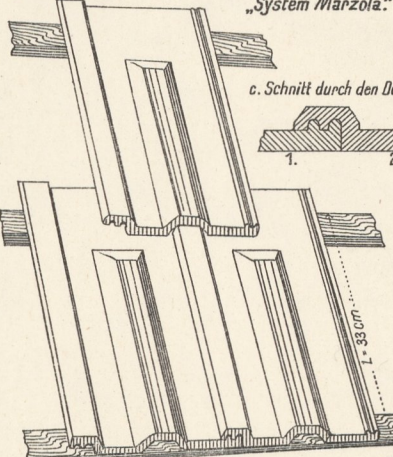
7. Einfache Dachziegeleindeckung. Ansicht.

Sperrmaß für die Einlattung.

8. Doppelte Dachziegeleindeckung. Ansicht.



9. Doppelfalz-Strangdachziegeleindeckung „System Marzola“.



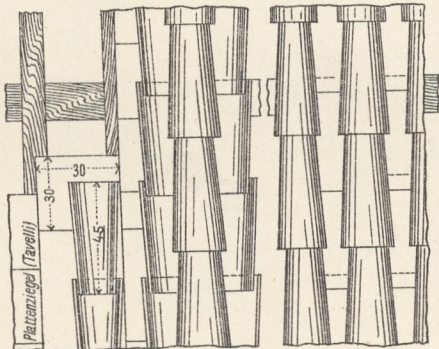
10. Hohlziegeldächer.

a. auf Plattenziegeln. Querschnitt.

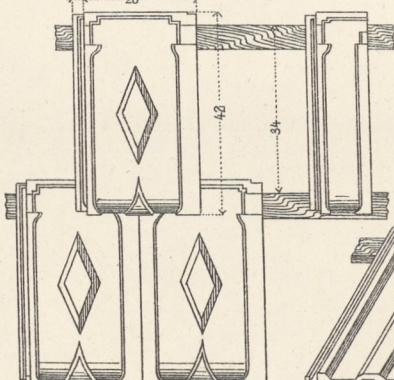
b. auf Latten. Querschnitt.



Draufsicht.



11. mit Rautenziegeln, an allen 4 Seiten in Falz liegend.

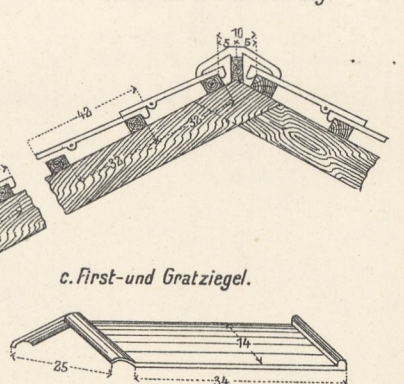
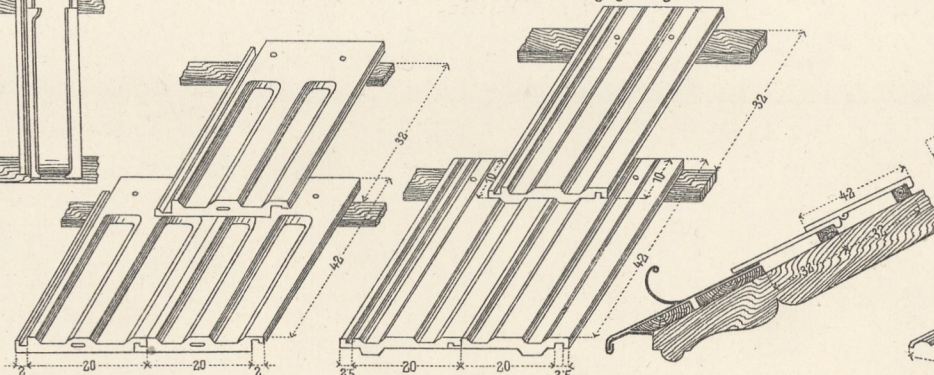


Dacheindeckung mit Falzziegeln.

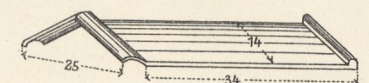
12. mit Strangfalzziegeln, an beiden Langseiten in Falz liegend.

a. Ansicht bei zwei verschiedenen Ziegelgattungen.

b. Schnitt durch die Eindeckung.



c. First- und Gratziegel.



Maßstab zu Fig. 2b, 3b, 4b, 11 u. 12a u. c. cm 10 5 0 1 2 3 4 5 6 7 8 dm

Maßstab zu Fig. 5 u. 6. cm 10 0 2 4 6 8 10 12 14 16 18 20 dm
Maßstab zu Fig. 2-4, 7-10 u. 12b.