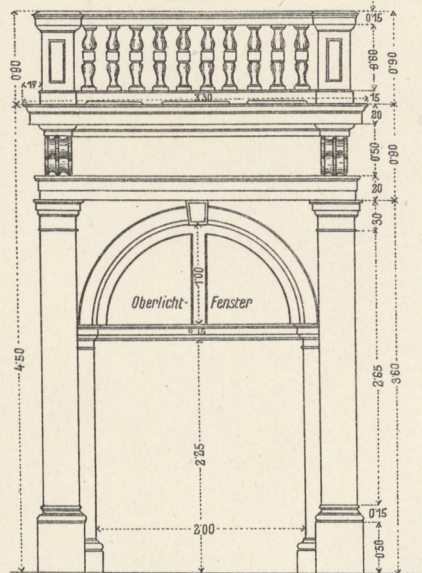
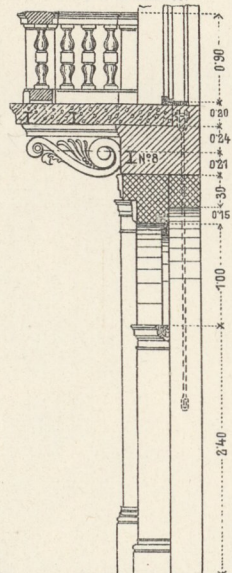


1. Tor mit oberhalb angeordnetem Balkon.

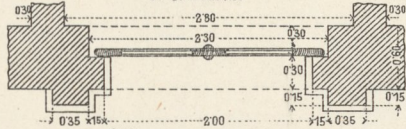
a. Ansicht.




b. Vertikalschnitt.



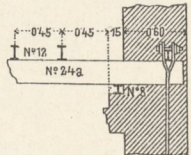
c. Grundriß.



d. Eisenkonstruktion (Draufsicht)




e. Eisenkonstruktion. Vertikalschnitt.




2f. Eisenkonstruktion für den Balkon.

Draufsicht.

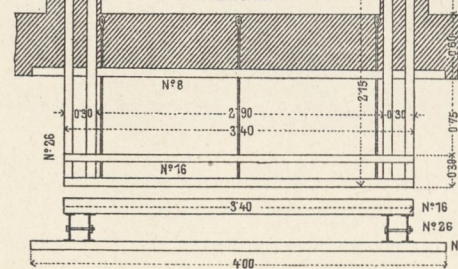


Vertikalschnitt.

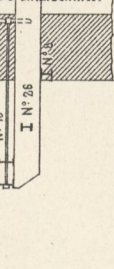


2g. Eisenkonstruktion für den Erker.

Draufsicht.




Vertikalschnitt.

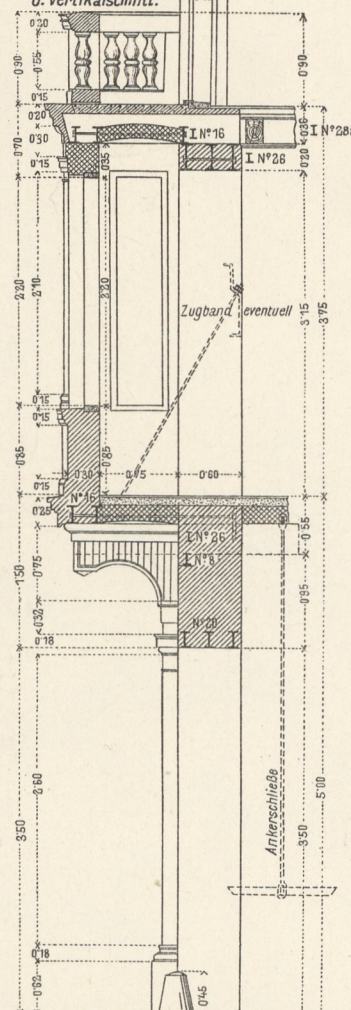


2. Tor mit oben anschließendem Erker und Balkon.

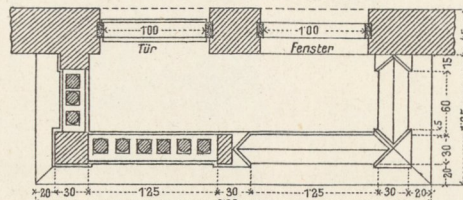
a. Vordere Ansicht.



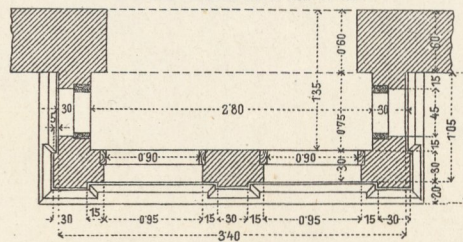
b. Vertikalschnitt.



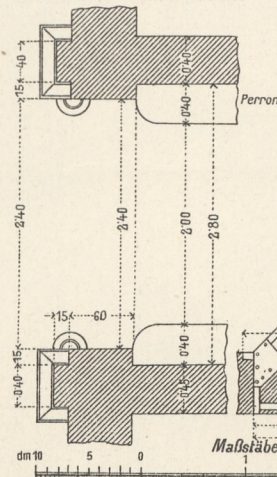
2c. Grundriß I.II. durch den Balkon.



2d. Grundriß III.IV. durch den Erker.

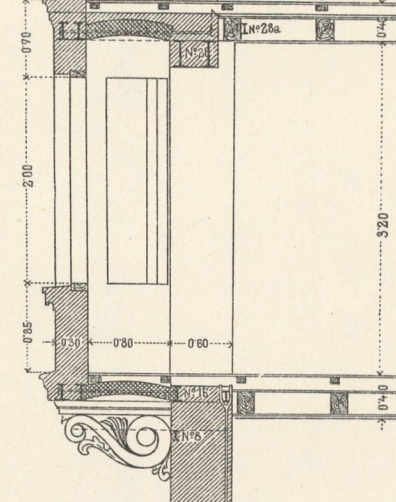


2e. Grundriß V.VI. durch das Tor.

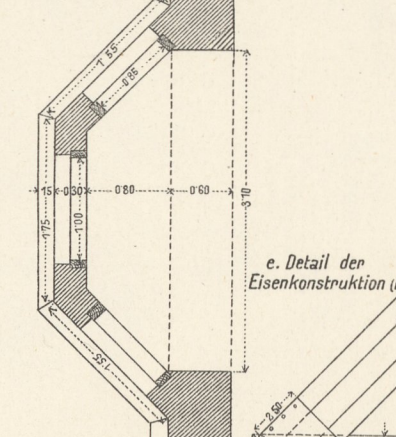


3. Erker mit polygonalem Grundriß durch mehrere Geschosse.

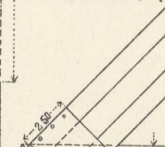
a. Höhengchnitt.



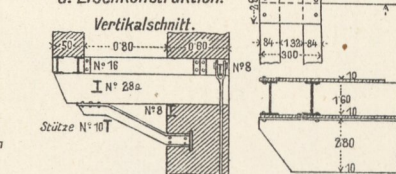
b. Grundriß.



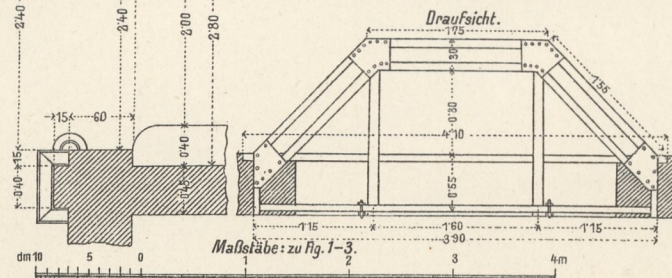
e. Detail der Eisenkonstruktion (Ecke)



d. Eisenkonstruktion. Vertikalschnitt.



c. Eisenkonstruktion. Draufsicht.



Maßstäbe: zu Fig. 1-3.

