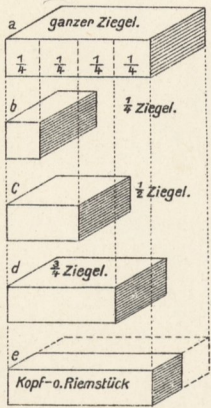
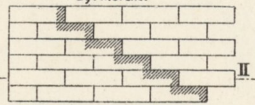



1. Ziegelteilung.



2. Schornsteinverband. a) Ansicht.



b) Grundriß nach III. 1. u. 2. Schichte.



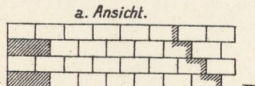
c) d)



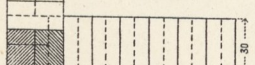
e)



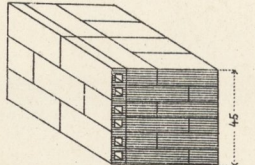
3. Binderverband. a. Ansicht.



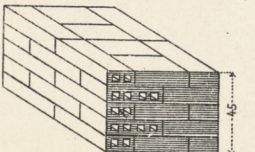
b. 1. u. 2. Schichte.



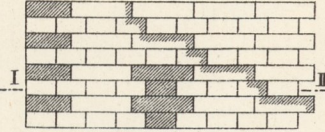
18. Mauern mit Hohlziegelverkleidung. a. als Verblendsteine.



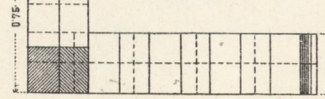
b. im Verbande.



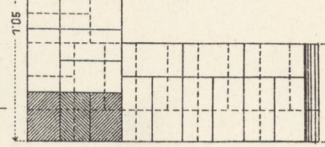
4. Blockverband. a. Ansicht.



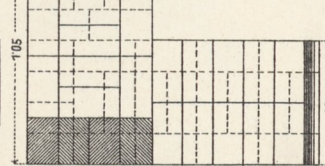
b. Grundriß nach III. 2. u. 3. Schichte.



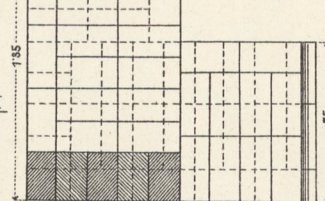
c. 2. u. 3. Schichte.



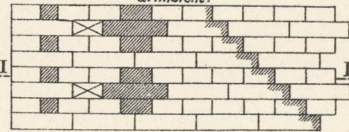
d. 2. u. 3. Schichte.



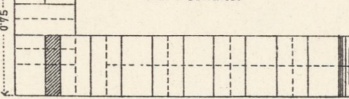
e. 2. u. 3. Schichte.



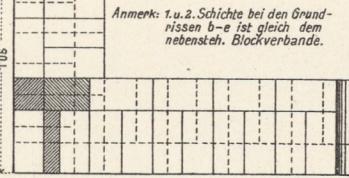
5. Kreuzverband. a. Ansicht.



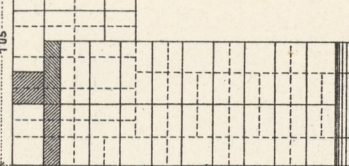
b. Grundriß nach III. 3. u. 4. Schichte.



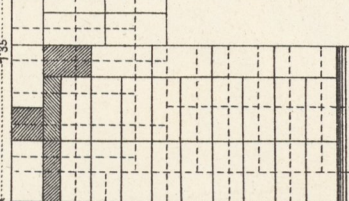
c. 3. u. 4. Schichte.



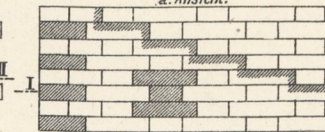
d. 3. u. 4. Schichte.




e. 3. u. 4. Schichte.



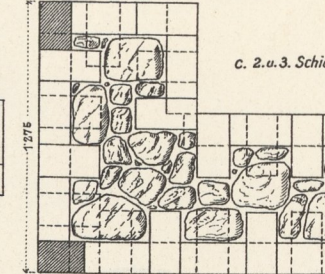
6. Gotischer od. poln. Verband. a. Ansicht.



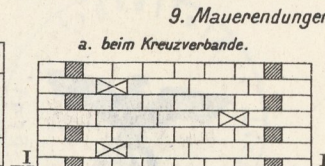
b. Grundriß nach III. 2. u. 3. Schichte.



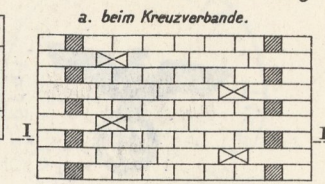
Bruchsteinmauerwerk mit Ziegelverkleidung im polnischen Verbande.



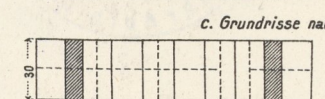
c. 2. u. 3. Schichte.



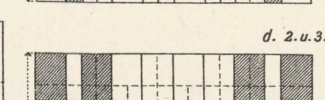
a. beim Kreuzverbande.



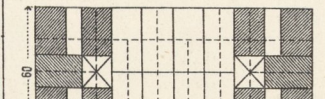
b. beim Blockverbande.




c. Grundrisse nach III 1. u. 2. Schichte.



d. 2. u. 3. Schichte.



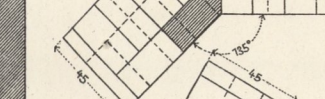
a.



b.



c.



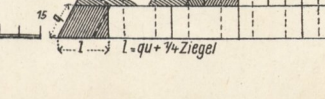
d.



e.

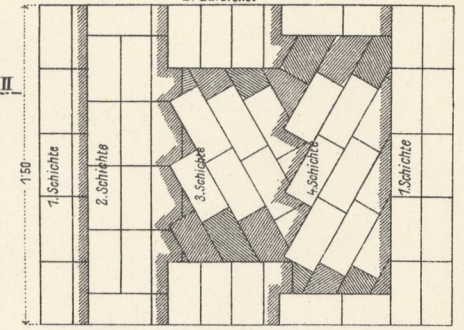


f.

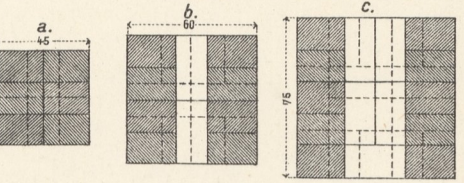


g.

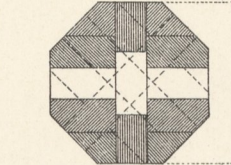
8. Strom- od. Festungsverband. Draufsicht.



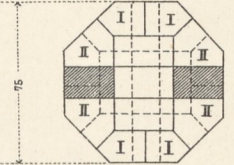
13. Grundrisse für Pfeiler und Säulen.



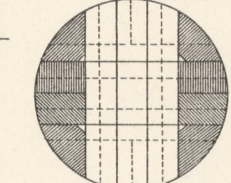
15.



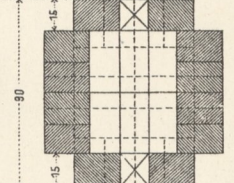
14.



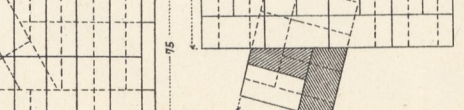
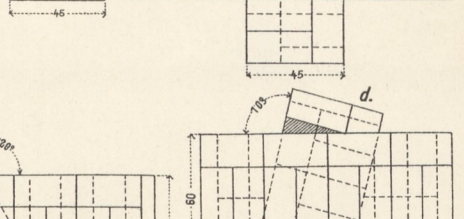
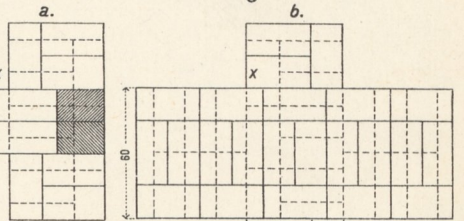
17.



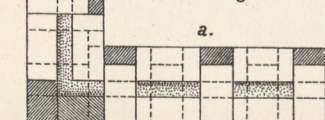
16.



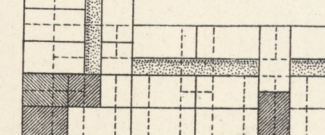
10. Mauerkreuzungen.



19. Mauern mit Hohlräumen und vollen Ziegeln.

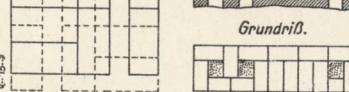
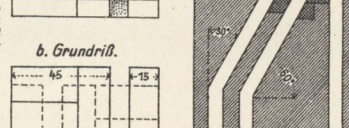
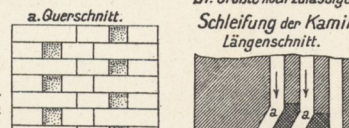


a.



b.

20. Mauern mit Hohlkanälen. 21. Größe noch zulässige Schleifung der Kamine. Längenschnitt.



Maßstab zu Fig. 2-20.

