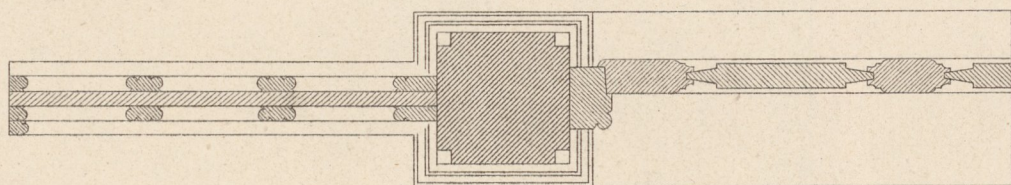
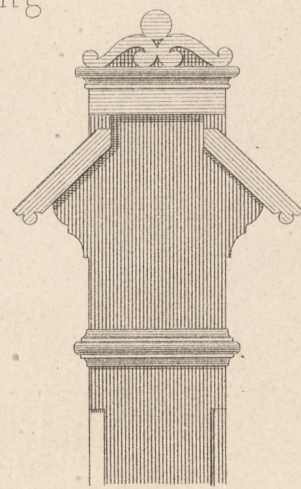


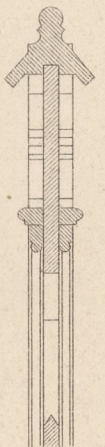
Eingangsthür mit Einfriedigung



Grundriss



Säulenkopf



Durchschnitt a b.

0,1 (1/10) natürlicher Größe.

