



Élévation principale

*PLANS COUPE ET ELEVATIONS
DU BANC D'OEUVRE.*

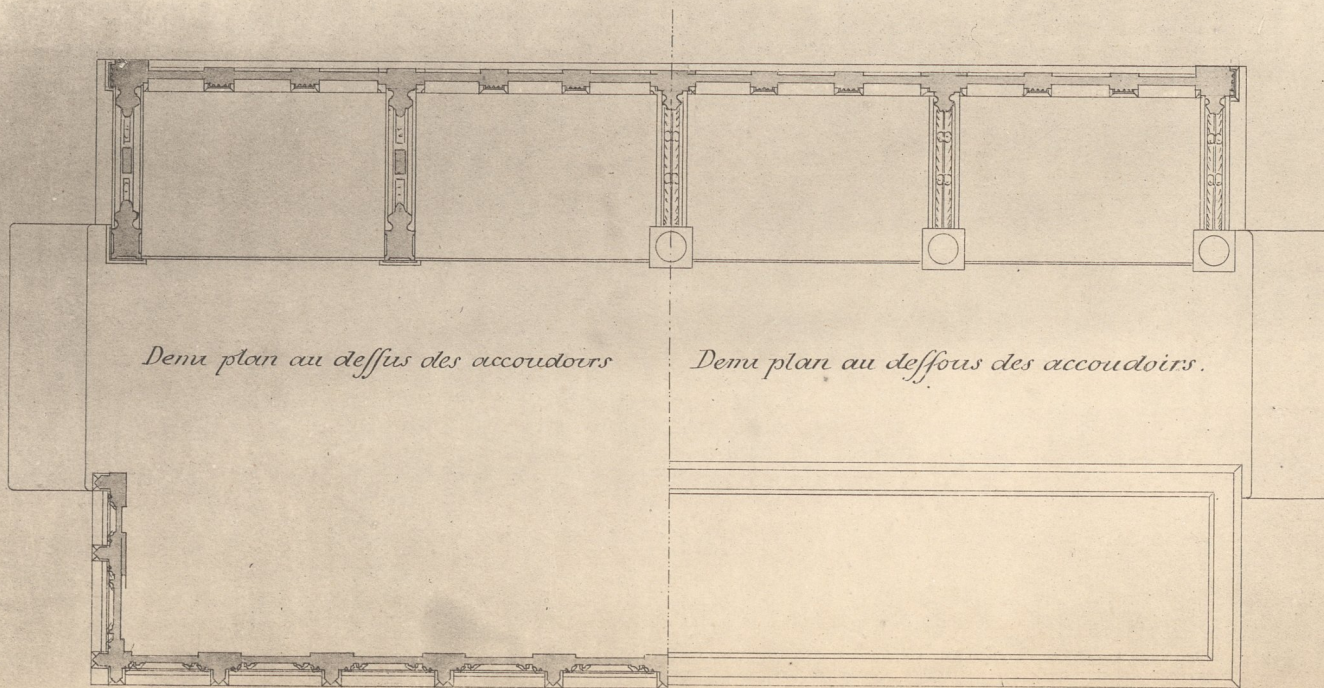
Echelle de 0.10 p 1 m.





Plan du Plafond



Élévation latérale



*Élévation d'une partie
du Bahut.*



Héliotypie ED. LAUSSEDAT, Châteaudun (E.-&-L.)

BANC-D'OEUVRE RENAISSANCE (RELEVÉ)

R. GUÉRINET, Éditeur, Faubourg Saint-Martin, 140, Paris.