Schiffsschleusen.

Eiserne Thore. Hölzernes Schiebethor.

Fig. 1 bis 6. Thorflügel der Weserschleuse bei Hameln.

Fig. 1. Ansicht.

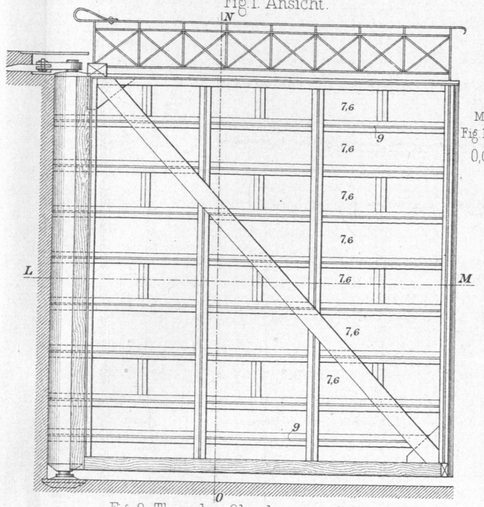

Fig. 4. Schnitt N O.

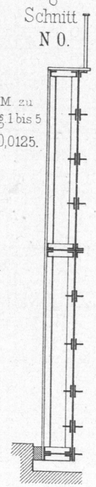

M. zu Fig. 1 bis 5 0,0125.

Fig. 5. Schnitt P Q.

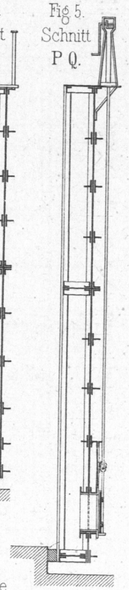

Fig. 2. Thor des Oberhauptes. Schnitt L M.



Fig. 3. Thor des Unterhauptes. Horizontalschnitt.

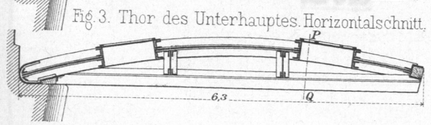

Fig. 6. Schlagsäule.

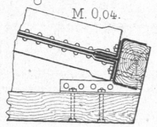

Fig. 7 bis 9. Schleuse des Amsterdamer Nordsee-Kanals. (18,0 weit).



Fig. 9. Schnitt N O.

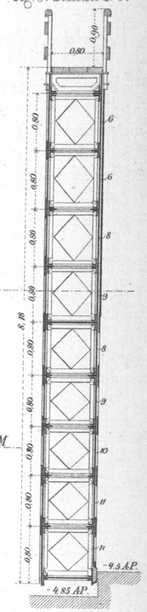

Fig. 8. Schnitt L M.

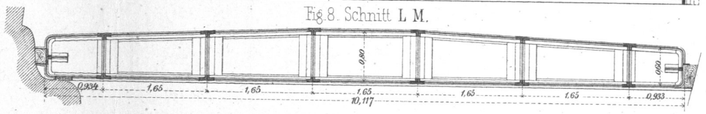

Maßstab zu Fig. 7 bis 9: 0,0125.

Fig. 10 bis 19. Schleuse des Hafenbassins zu Geestemünde. (23,94 weit.)

Fig. 10. Ebbethor. Längenschnitt und Ansicht. (ausgestreckt.)

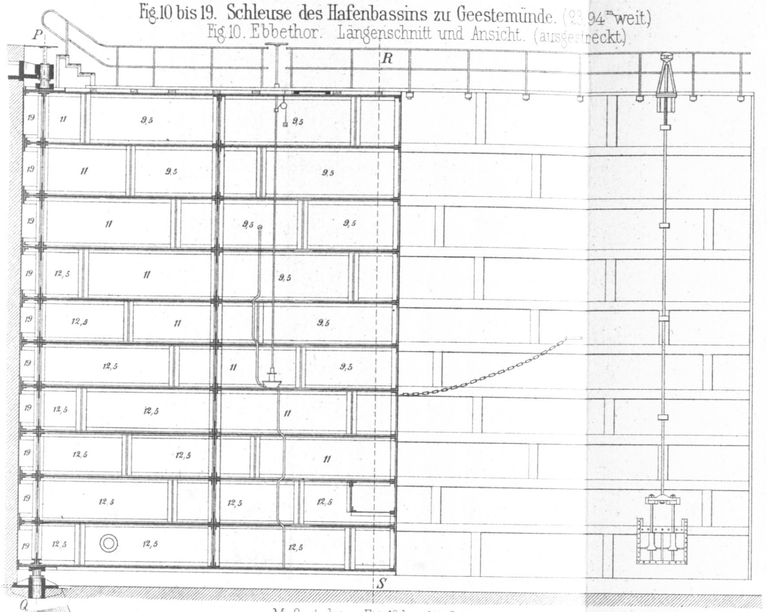

Fig. 11. Schnitt R S.

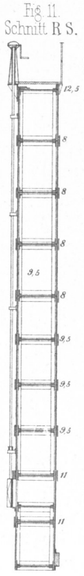

Fig. 12. Schnitt P Q.

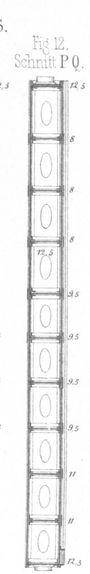

Maßstab zu Fig. 10 bis 14: 0,01.

Fig. 13. Flutthor. Horizontalschnitt in der Höhe der Schlagschwelle.



Fig. 14. Flutthor. Horizontalschnitt in 3,35 Höhe über gew. Niederwasser.

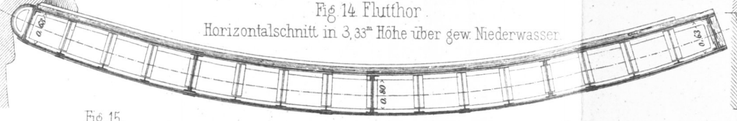

Fig. 19. Unterer Zapfen.

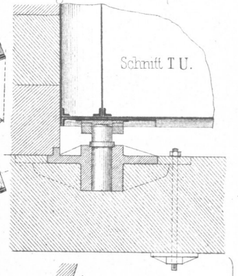

Fig. 15. Oberes Zapfenlager.

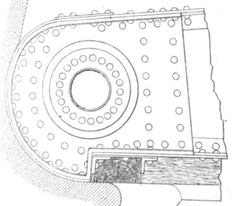

Fig. 16. Wendesäule.

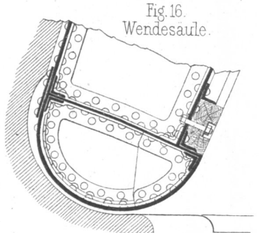

Fig. 17. Schlagleisten.

Fig. 18. Bodenplatte.



Grundriss.

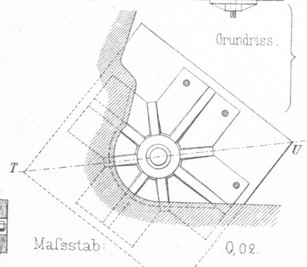

Maßstab zu Fig. 15 bis 18: 0,04.

Maßstab: 0,02

Fig. 20 bis 23. Schiebethor der Schleuse von Davis Jsland am Ohio. M. 0,0125.

Fig. 20. Schnitt A B.

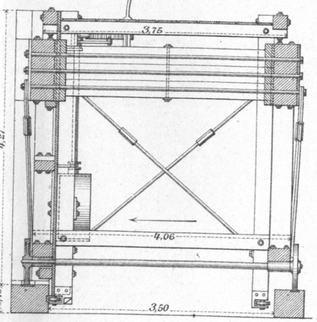

Fig. 21. Teil der Ansicht. (Unterwasserseite).

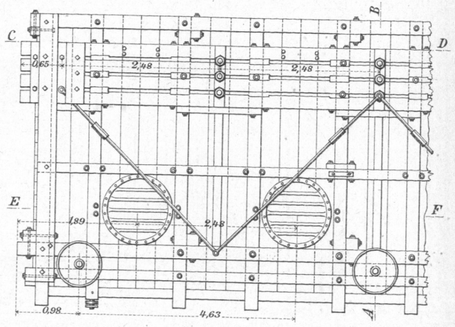

Fig. 22. Schnitt C D.

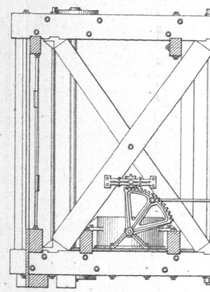

Fig. 23. Schnitt E F.

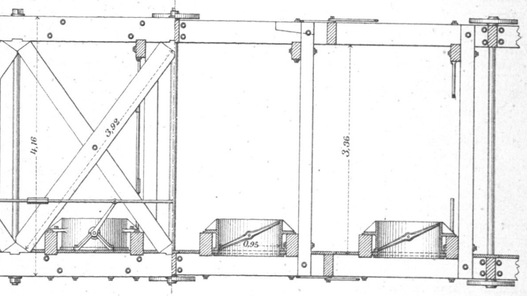

M. 0,0125 (1:80).

Lith. Anst. v. F. Wirtz, Darmstadt.

Verlag v. W. Engelmann, Leipzig.