





Deutz-Kleindieselmotor,
ohne Kompressor,
7 bis 10 PS



Deutz-Dieselmotor, Bauart MKH, 35 bis 75 PS



Deutz-Kleindieselmotor,
Bauart PME 130, ohne Kompressor, 25 PS



Deutz-Dieselmotor, Bauart MIH, 15 bis 25 PS