

Abb. 1. Giebelansicht.




Abb. 2. Schnitt ef durch Küche und Diele.




Abb. 3. Seitenansicht.

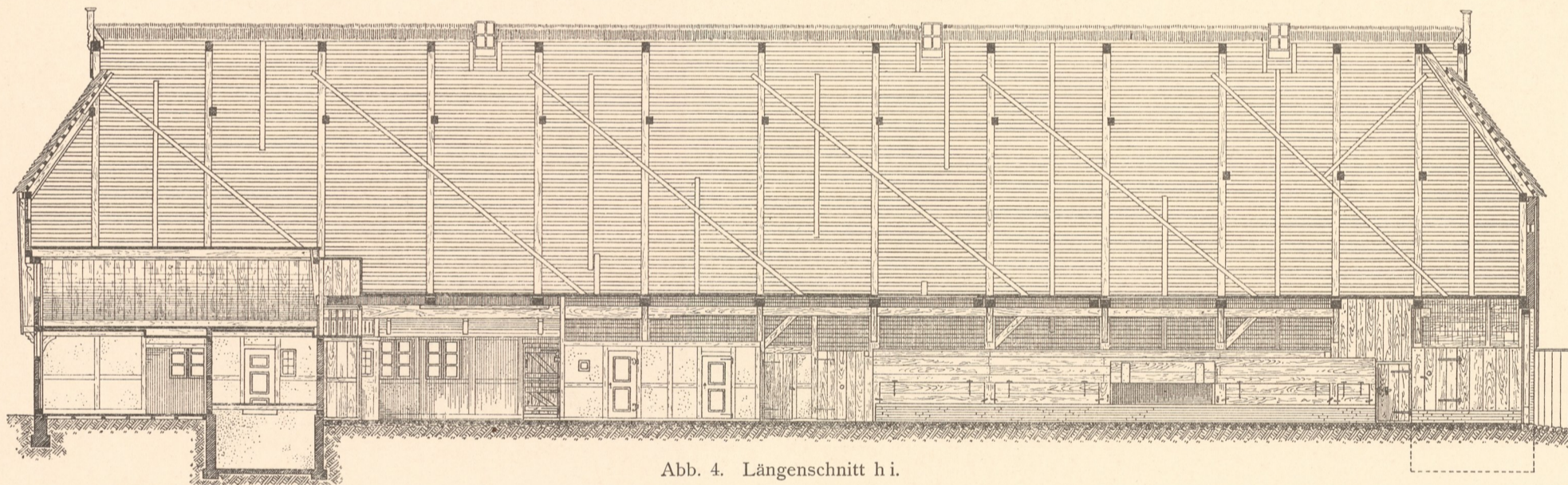


Abb. 4. Längenschnitt hi.

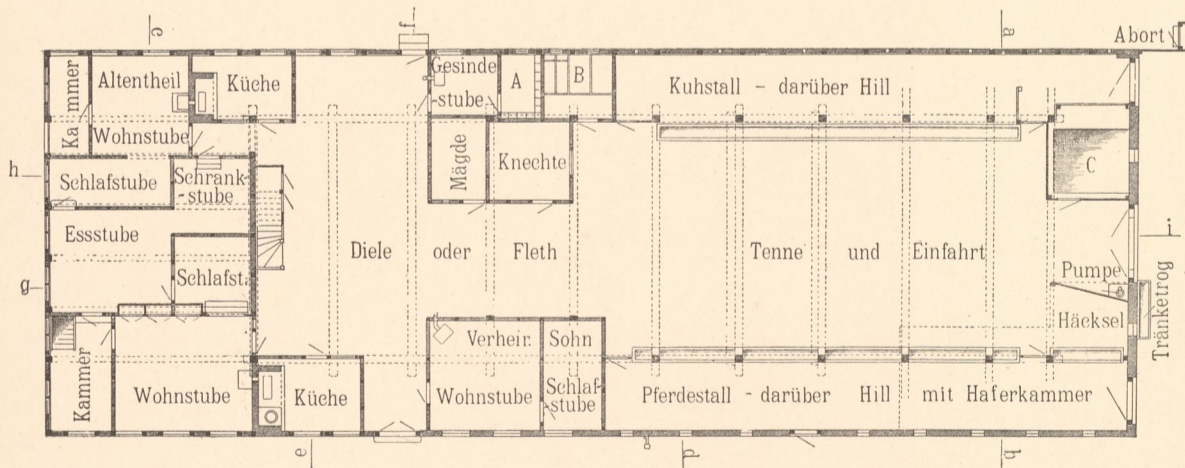
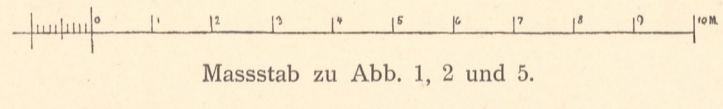
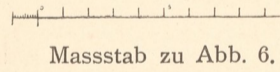


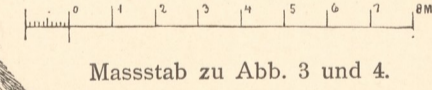
Abb. 6. Grundriss.



Masstab zu Abb. 1, 2 und 5.



Masstab zu Abb. 6.



Masstab zu Abb. 3 und 4.

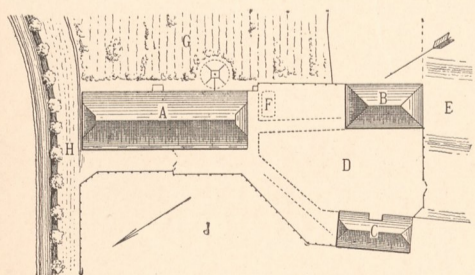
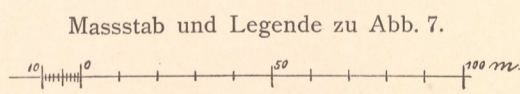


Abb. 7. Lageplan.



Masstab und Legende zu Abb. 7.

- A = Hauptgebäude
- B = Scheune
- C = desgl.
- D = Hofplatz
- E = Acker
- F = Dungstätte
- G = Garten
- H = Deichstrasse
- J = Nachbar




Abb. 5. Schnitt ab durch Tenne und Ställe.

