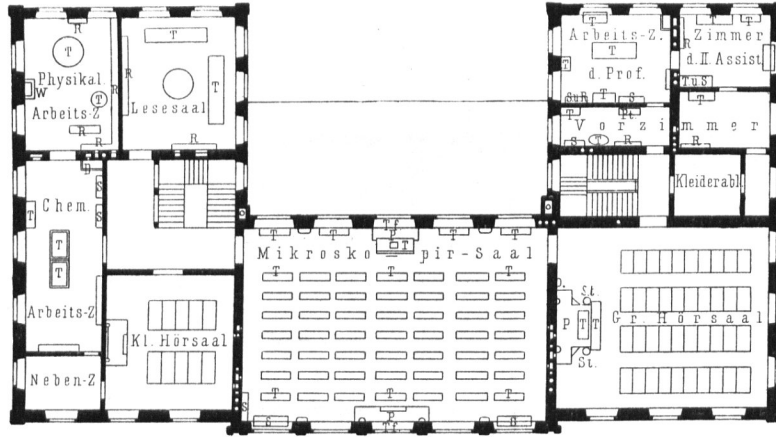



Fig. 326.



Arch.:
Lutz.

Obergeschoss.

Fig. 327.



1: 500


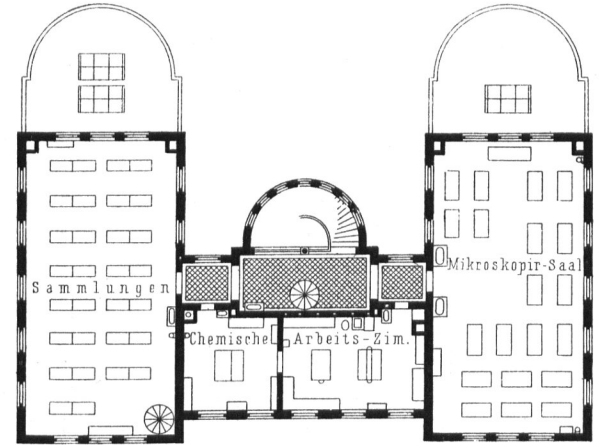


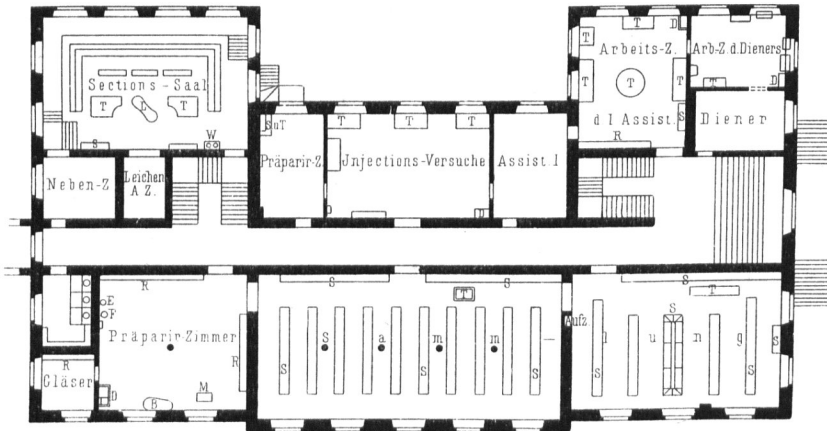
Fig. 328.



Obergeschoss.

Arch.:
v. Tiedemann.

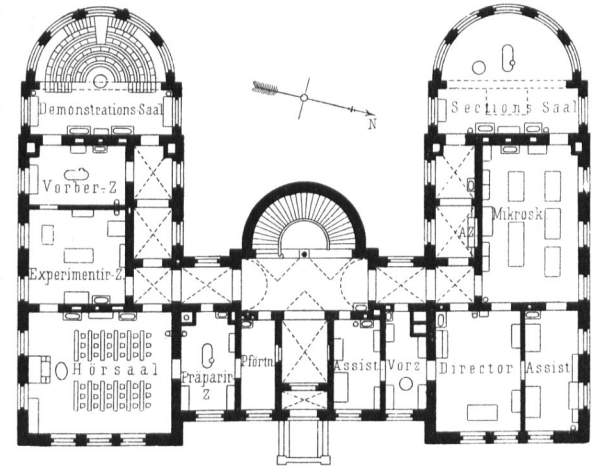
Fig. 329.



Erdgeschoss.

Pathologisches Institut der Universität zu Würzburg³¹³⁾.

- B. Badewanne.
- D. Abdampffchrank.
- E. Erwärmungsvorrichtung.
- F. Entfettungsvorrichtung.
- L. Leichentisch.
- M. Macerir-Apparat.
- R. Fachgestell.
- S. Schrank.
- T. Tisch.
- W. Wachtisch.



Erdgeschoss.

Pathologisches Institut der Universität zu Halle³¹⁴⁾.