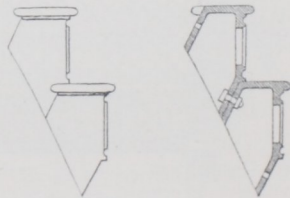




Fig. 324.



Gufseiferne Wendeltreppe mit hohler Spindel <sup>116)</sup>.

$\frac{1}{75}$ , bzw.  $\frac{1}{20}$  n. Gr.