

R. Eder und W. Haas, Über Vakuummikrosublimation synthetischer  
Arzneistoffe.

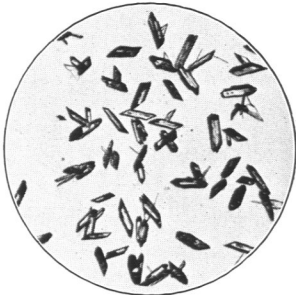


Fig. 1.  
Veronal.

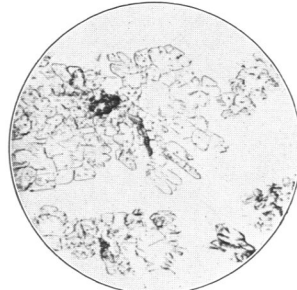


Fig. 4.  
Phanodorm.

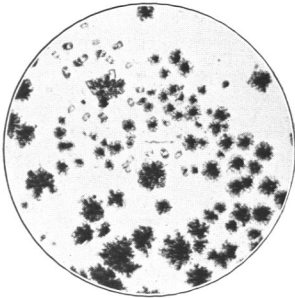


Fig. 2.  
Luminal.

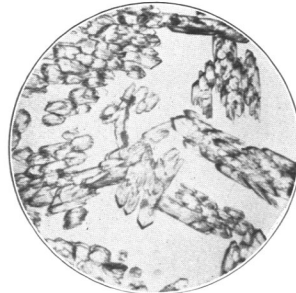


Fig. 5.  
Sandoptal.




Fig. 3.  
Dial.

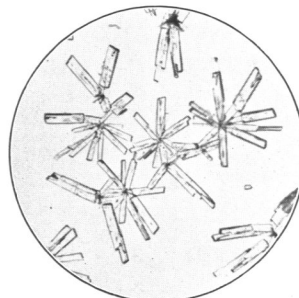


Fig. 6.  
Adalin.

Vergrößerung 1 : 30.