
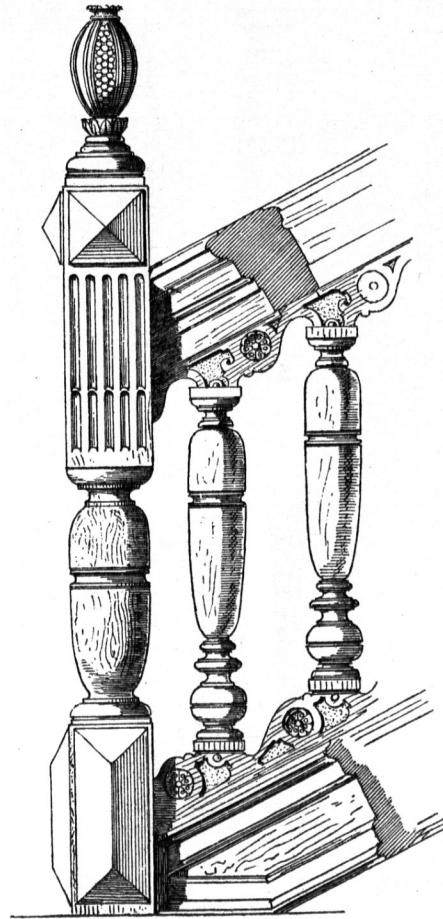


Fig. 153—161.



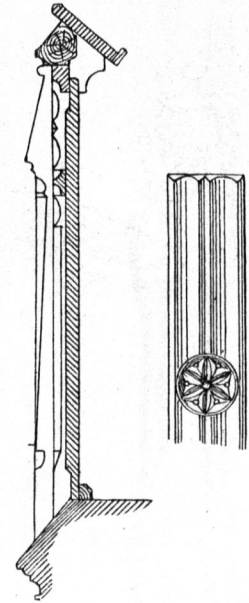
Hölzerne Docken aus dem XVII. und XVIII. Jahrhundert <sup>25)</sup>.  
 $\frac{1}{20}$  n. Gr.

Fig. 162.



Treppegeländer aus dem *Musée Plantin*  
zu Antwerpen <sup>27)</sup>. —  $\frac{1}{10}$  n. Gr.

Fig. 163.



Volle  
hölzerne Brüstung.  
 $\frac{1}{15}$  n. Gr.