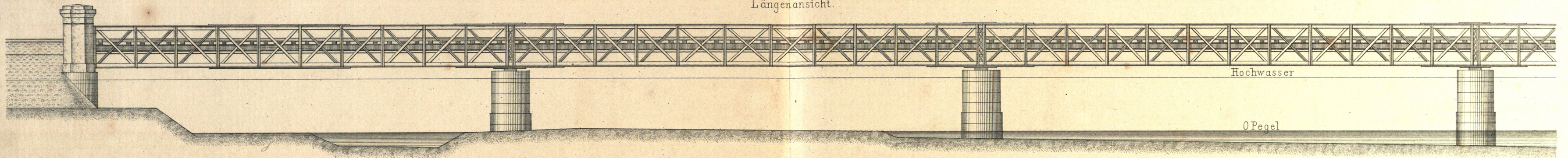


Continuirliche Träger.

Fig. 1.  
Längenschnitt.



Zu Fig. 1-3 (M=1:200.)




Fig 2.  
Grundriss.




Fig 3.  
Constructionsnetz eines Trägers.

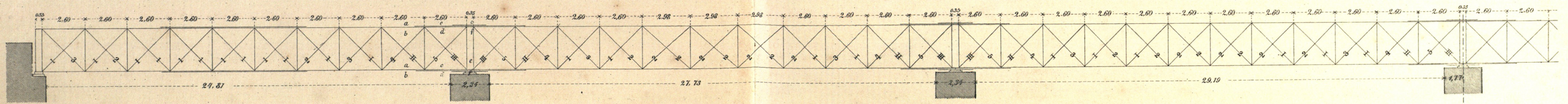
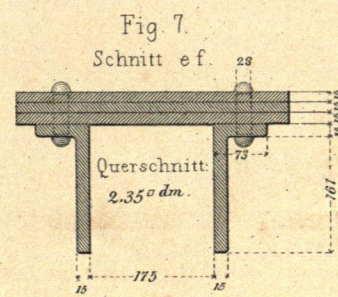
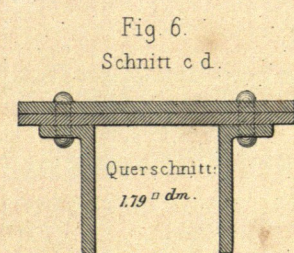
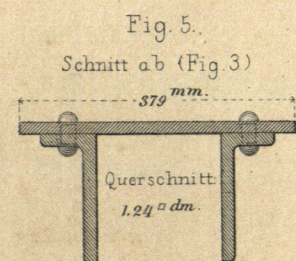


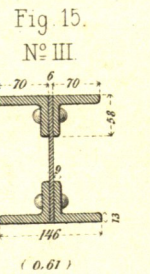
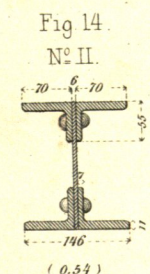
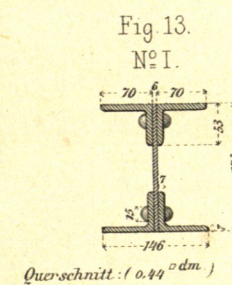
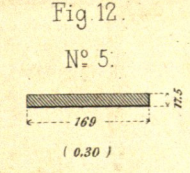


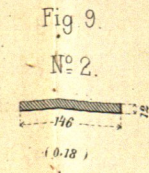

Fig 4.  
Längenschnitt eines gedrückten Gitterstabes.




Querschnitte der Gurten.



Querschnitte der gezogenen Stäbe.



Zu Fig. 4-15 (M=1:10.)



Querschnitte der gedrückten Stäbe.