

Steinerne Brücken:

Schiefe Brücken.

Bahn-Brücke

Fig. 1.
Längen-Ansicht.




Fig. 2.
Grundriss.

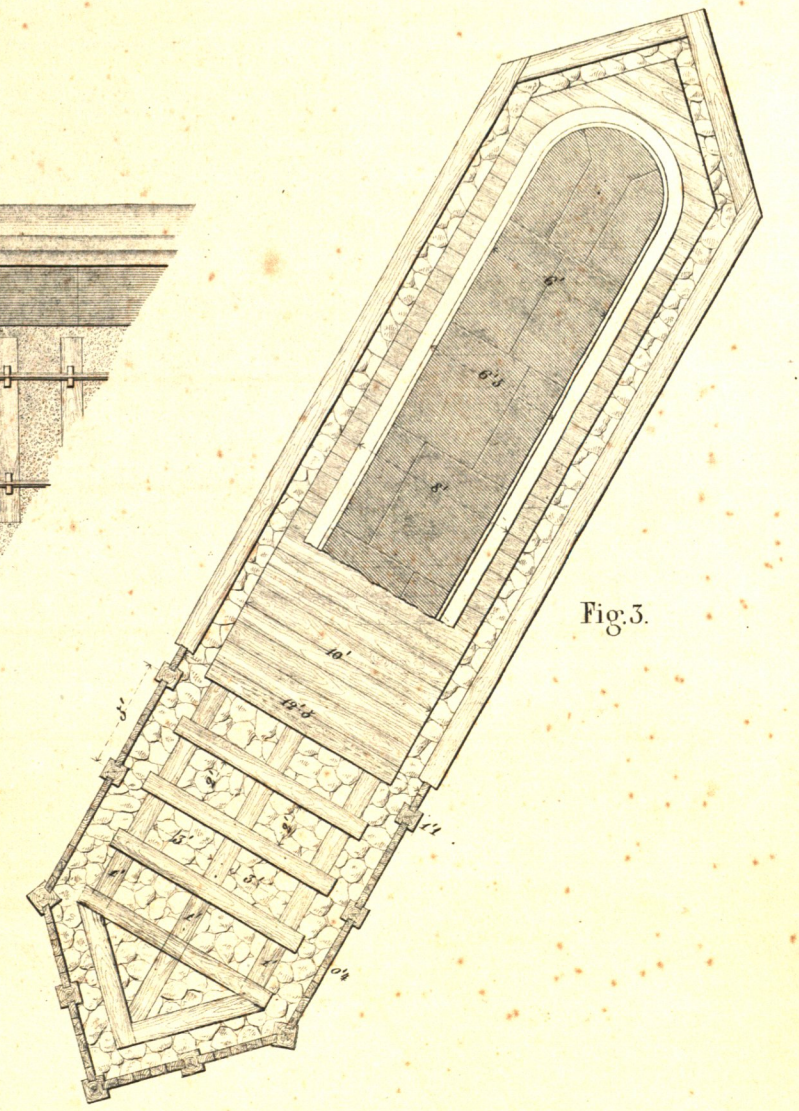



Fig. 3.

10' 5 0 10 20 30 40 50 Fuoss. (M. 1: 100).

10 5 0 5 10 15 Meter.

Lith. Anst. v. Joh. Meissner in München.