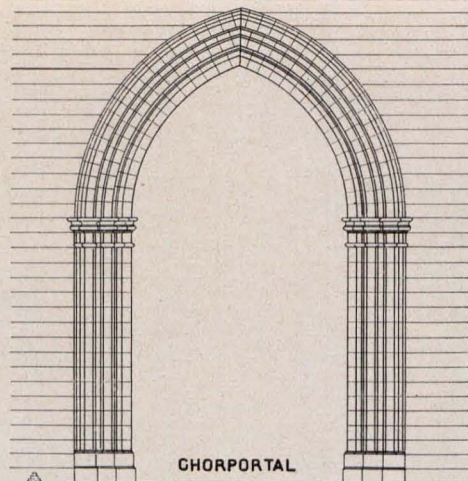
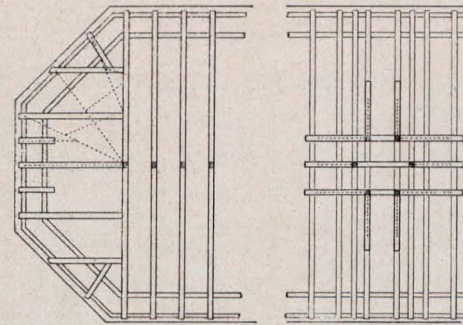


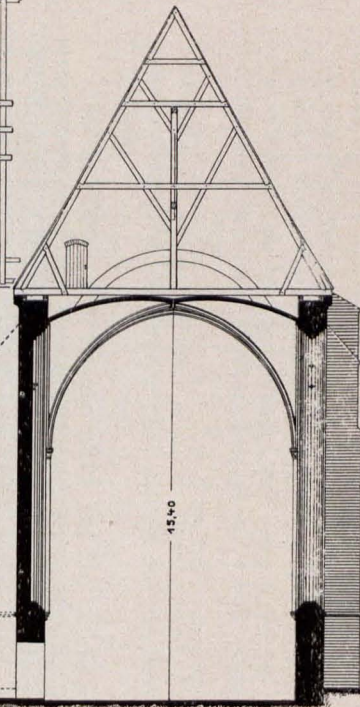
NISCHEN IN DER SÜDLICHEN CHORWAND




CHORPORTAL



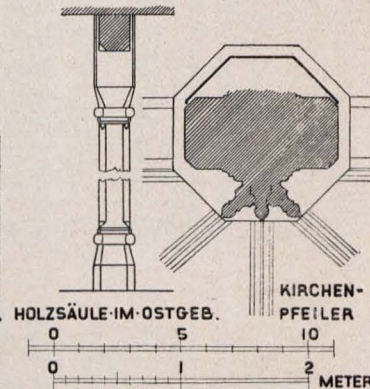
GRUNDRISS : CHORSCHLUSS · DACHREITER



CHORSCHNITT




LÄNGSSCHNITT



HOLZSÄULE IM OSTGEB.

KIRCHEN-PFEILER



0 5 10
0 1 2
METER

AUFGENOMMEN UND GEZEICHNET:
Arch. Ing. Gottfried Müller.